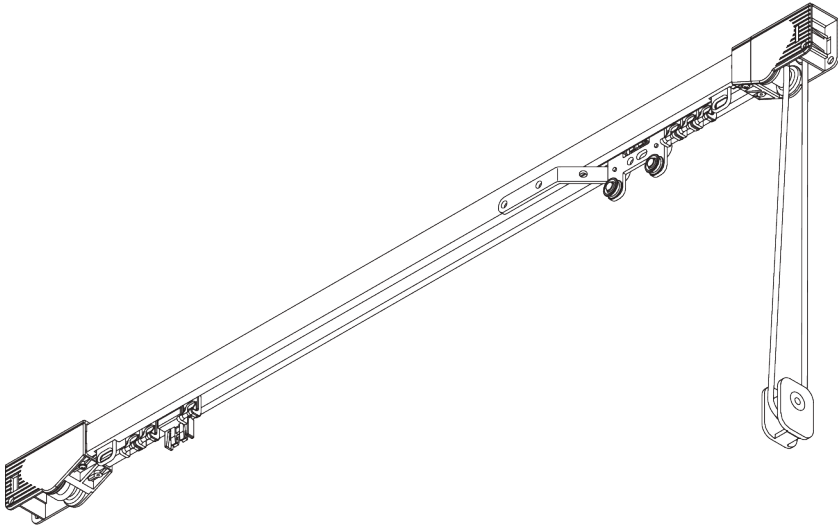



SG 3900



PRODUCT INFORMATION

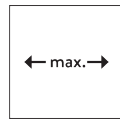
- **Operation:** cord
- **Range:** M - L
- **Fitting:** ceiling, wall
- **Colours:** white RAL 9016; special colours or anodised aluminum possible
- **Fabrics:** refer to Silent Gliss fabric collection

Features:

- Bendable

SYSTEM SPECIFICATIONS

A. SYSTEM DIMENSIONS



12 m



20 kg

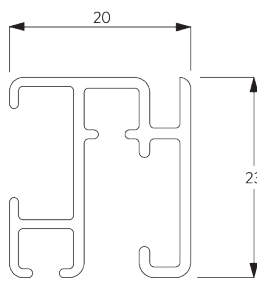
Max. curtain weight

	2 m	4 m	6 m	8 m	10 m	12 m
	8	12	16	15	13	11
	8	14	20	18	15	13
	10	11	11	10	8	7
	10	14	14	13	13	12
	10	11	11	11	10	10
	10	12	12	11	11	10
	8	8	7	6	5	4
	10	10	9	8	7	6

(kg max.)

B. PROFILE

Profile and bending information

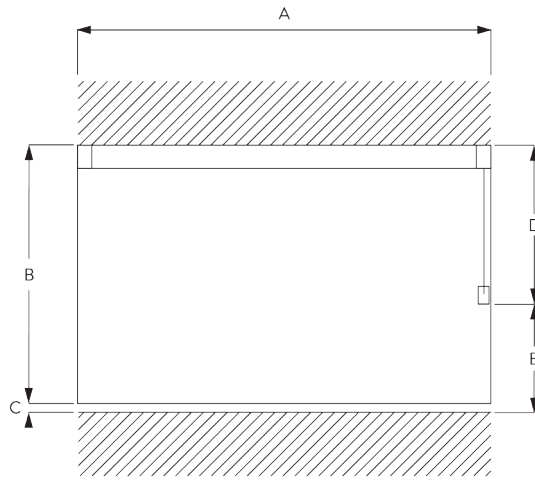


SG 3982

Profile

Radius:
✓ 15 cm, 20 cm, >30 cm

**C. HOW TO
MEASURE**



- A: System width
- B: System height
- C: Distance between floor and fabric
- D: Cord height
- E: Safety Retainer SG 10731 min. 150 cm above floor

**D. SPECIFICATION
TEXT**

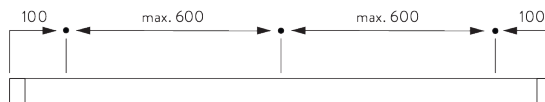
Silent Gliss SG 3900 Cord Operated Curtain Track System. Comprises aluminium profile SG 3982 supplied made to measure powder coated white with roller gliders SG 3911 at 10/m, cord guide/return set SG 3915, overlap arm SG 3936 and cord SG 3090. Face fixed with nylon bracket SG 3630 / SG 3655 / SG 3660 / SG Smart Fix / top fixed with nylon bracket SG 3603 at 600 mm to 800mm centres. Compliant to Child Safety legislation EN 13120.

FITTING

**A. FITTING
INFORMATION**

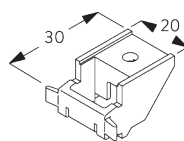
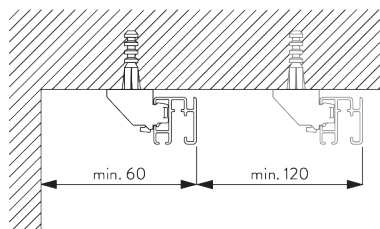
For detailed fitting information, visit the Silent Gliss website.

Fixing points



B. CEILING FITTING

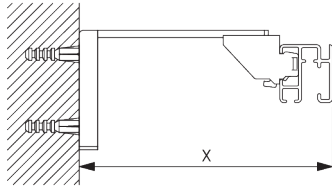
Bracket SG 3603



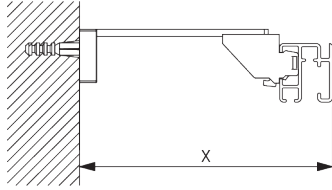
SG 3603
Bracket

C. WALL FITTING

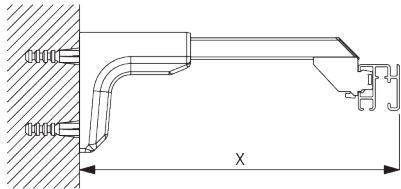
Smart Fix



Smart Fix SG 11200 - SG 11205 and bracket SG 3603:
Screw SG 10492 (M4x8) needed.

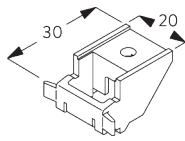


Square Smart Fix SG 11210 - SG 11215 and bracket SG 3603:
Screw SG 10492 (M4x8) needed.



Universal Smart Fix SG 11154 - SG 11156 and bracket SG 3603:
Screw SG 10277 (M4x12) needed.

Smart Fix	X mm
SG 11200 / SG 11210	86
SG 11201 / SG 11211	106
SG 11202 / SG 11212	126
SG 11203 / SG 11213	146
SG 11204 / 11214	176
SG 11205 / SG 11215	226
SG 11154	136-164
SG 11155	166-194
SG 11156	216-244



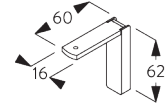
SG 3603
Bracket



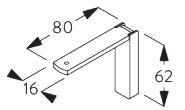
SG 10277
Pan head screw M4x12



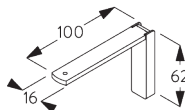
SG 10492
Pan head screw M4x8



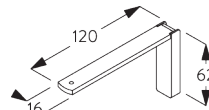
SG 11200
Smart Fix 60 mm



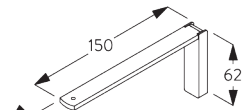
SG 11201
Smart Fix 80 mm



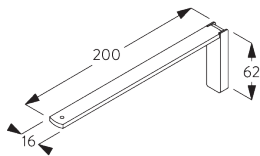
SG 11202
Smart Fix 100 mm



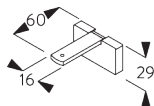
SG 11203
Smart Fix 120 mm



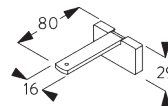
SG 11204
Smart Fix 150 mm



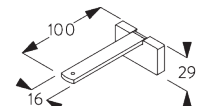
SG 11205
Smart Fix 200 mm



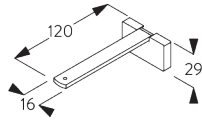
SG 11210
Square Smart Fix 60 mm



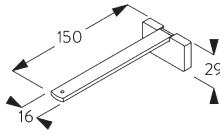
SG 11211
Square Smart Fix 80 mm



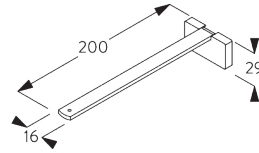
SG 11212
Square Smart Fix 100 mm



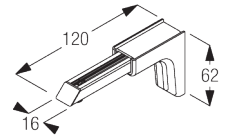
SG 11213
Square Smart Fix 120 mm



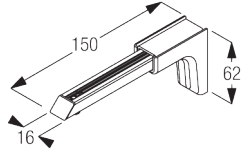
SG 11214
Square Smart Fix 150 mm



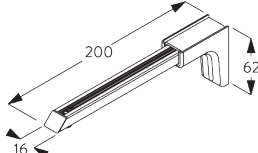
SG 11215
Square Smart Fix 200 mm



SG 11154
Universal Smart Fix 120 mm

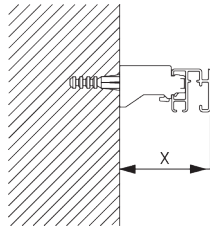


SG 11155
Universal Smart Fix 150 mm

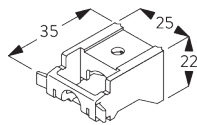


SG 11156
Universal Smart Fix 200 mm

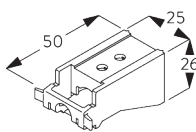
**Universal brackets
SG 3630, SG 3655,
SG 3660**



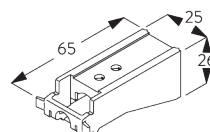
Bracket	X mm
SG 3630	49
SG 3655	59
SG 3660	79



SG 3630
Bracket 35 mm



SG 3655
Bracket 50 mm



SG 3660
Bracket 65 mm

GENERAL NOTES

Dimensions

- Measurements are in mm except where indicated.
- Max. kg relates to fabric incl. accessories.
- Stack size depends on curtain make-up and fabric thickness.
- Distance between gliders max. 80 mm / distance between rollers max. 100 mm.
- Recommended distance floor / fabric: 20 mm.
- In order to determine system height (B), the smallest room height must be taken into account.
- Full functionality may be affected if the curtain touches the profile.

Fitting


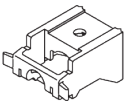

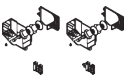
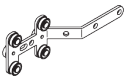
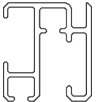

- Installation by qualified fitter only.
- Number of brackets and fitting positions / fixing points vary depending on fitting surface, system weight, fabric make-up, screw / fixing type and obstacles.
- Qualified fitter must use appropriate screws / fixings for each situation.
- Profile lip if applicable to be installed to room side.

Child Safety





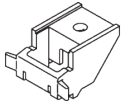
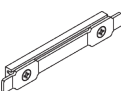
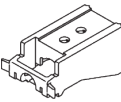
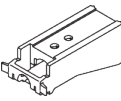
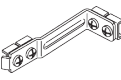

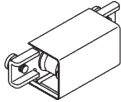
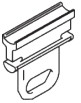
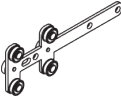
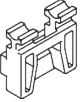
- All relevant Silent Gliss systems correspond to child safety EN 13120.
- All parties involved must comply with EN 13120.



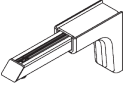
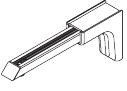
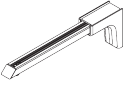
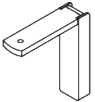
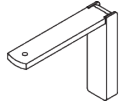
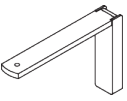
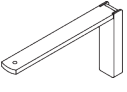
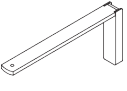
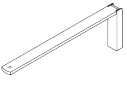
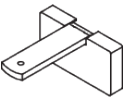
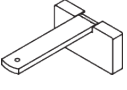
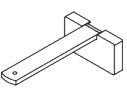
PARTS

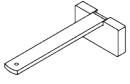
A. STANDARD PARTS

	SG 3090 Cord ø 3.5 mm
	SG 3630 Bracket 35 mm
	SG 3911 Roller
	SG 3915 Cord guide set
	SG 3936 Overlap arm for draw rod
	SG 3982 Profile
	SG 10731 Child safety retainer set

B. OPTIONAL PARTS

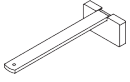
	SG 3091 Cord ø 3.5 mm
	SG 3151 Spacer
	SG 3582 Hook
	SG 3599 Hook
	SG 3603 Bracket
	SG 3620 Connection bridge
	SG 3655 Bracket 50 mm
	SG 3660 Bracket 65 mm
	SG 3914 Return bracket
	SG 3922 Roller 3911 on strip
	SG 3929 Intermediate guide
	SG 3932 Spring stop
	SG 3935 Overlap arm
	SG 3939 Pilot runner

	SG 10277 Pan head screw M4x12
	SG 10492 Pan head screw M4x8
	SG 11154 Universal Smart Fix 120 mm
	SG 11155 Universal Smart Fix 150 mm
	SG 11156 Universal Smart Fix 200 mm
	SG 11200 Smart Fix 60 mm
	SG 11201 Smart Fix 80 mm
	SG 11202 Smart Fix 100 mm
	SG 11203 Smart Fix 120 mm
	SG 11204 Smart Fix 150 mm
	SG 11205 Smart Fix 200 mm
	SG 11210 Square Smart Fix 60 mm
	SG 11211 Square Smart Fix 80 mm
	SG 11212 Square Smart Fix 100 mm



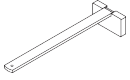
SG 11213

Square Smart Fix 120 mm



SG 11214

Square Smart Fix 150 mm



SG 11215

Square Smart Fix 200 mm
