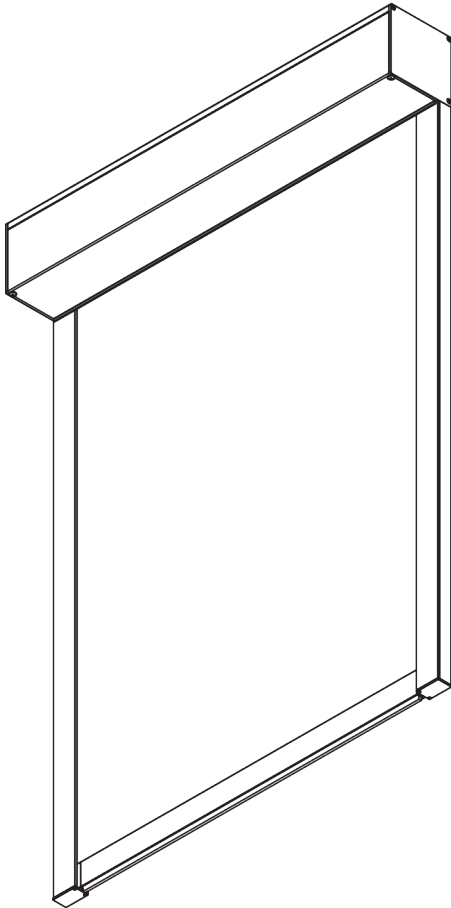


# SG 4780

---



## PRODUCT INFORMATION

- **Operation:** motorised
- **Range:** L
- **Fitting:** ceiling, wall, recess
- **Colours:** white RAL 9016 or black RAL 9005, special colours possible
- **Fabrics:** refer to Silent Gliss fabric collection

### **Features:**

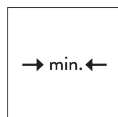
- Zip technology
- Quiet and fast motors
- Soft stop
- Various control options
- 40 mm side channel, pre-drilled fixing points

# SYSTEM SPECIFICATIONS

## A. SYSTEM DIMENSIONS

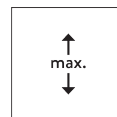


3 m

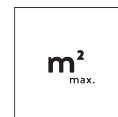


65 cm\*

\*see motor specification table



3 m



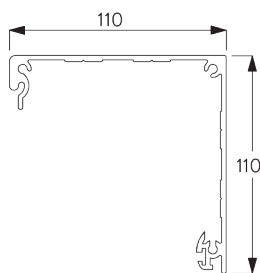
9 m<sup>2</sup>



6 kg

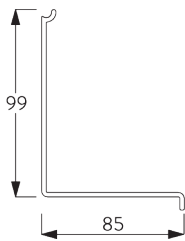
## B. PROFILE

### Profile information



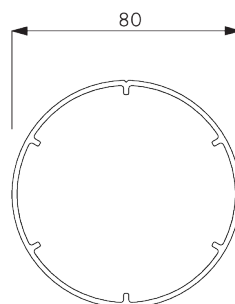
**SG 10998**

Box case 110 mm



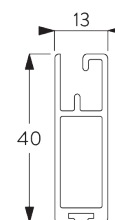
**SG 10999**

Box cover 110 mm



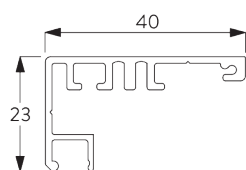
**SG 11003**

Tube ø 80 mm



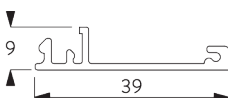
**SG 10993**

Bottom bar



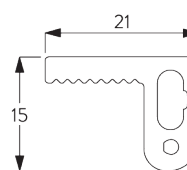
**SG 11418**

Side guide case



**SG 11419**

Side guide cover

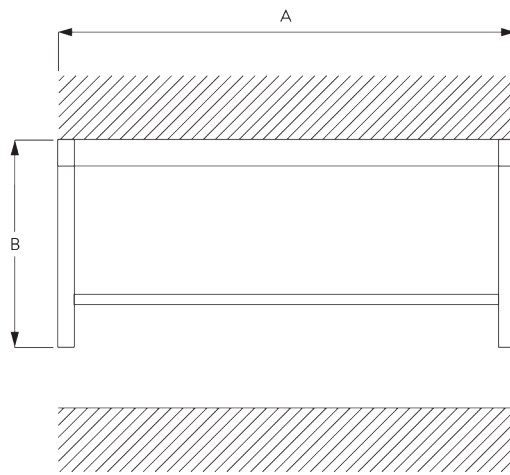


**SG 11421**

Zip profile

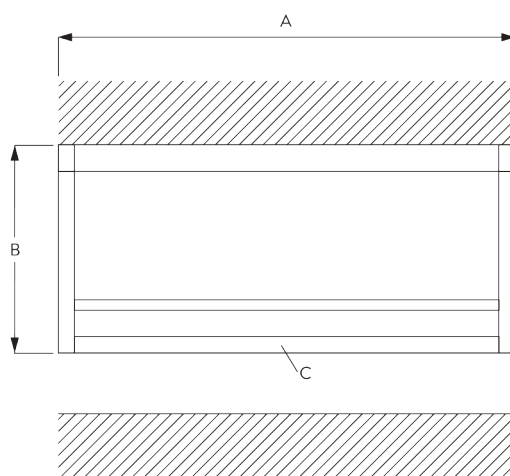
## C. HOW TO MEASURE

### Inside fitting



A: System width  
B: System height

### Face fitting



A: System width  
B: System height  
C: Optional: end profile (SG 11418 / SG 11419)

## D. SPECIFICATION TEXT

**Silent Gliss SG 4780 Electrically Operated Dim-Out Roller Blind System with SG Smart by Silent Gliss enabled motor.** For blinds up to 3m wide by 3m drop, max 9sq. m. Supplied complete and made to measure comprising aluminium headbox SG 10998-9 (110mm), side profiles SG 11418 / SG 11419 and bottom hem bar SG 10993 in white or black powder coat finish as standard. Fabric edges retained by two component zip profile SG 11421. Operation by compatible third-party home control system with full two-way communication. Powered by 24V DC supply (not supplied) or mains power. Only to be used in conjunction with associated 'Smart by Silent Gliss' Gateway and components. All wiring to be strictly in accordance with Silent Gliss wiring diagrams. Fabric to be chosen from the Silent Gliss fabric range, Price Group 1R / 2R / 3R.

**Silent Gliss SG 4780 Electrically Operated Dim-Out Roller Blind System with SG Series 40 motors.** For blinds up to 3m wide by 3m drop, max 9sq. m. Supplied complete and made to measure comprising aluminium headbox SG 10998-9 (110mm), side profiles SG 11418 / SG 11419 and bottom hem bar SG 10993 in white or black powder coat finish as standard. Fabric edges retained by two component zip profile SG 11421. Operation by dry contact switching either from fixed switch (not supplied) or third-party control system and/or Silent Gliss SG 9940 radio control system via integrated receiver. (SG 9940 control components supplied at additional cost). All wiring to be strictly in accordance with Silent Gliss wiring diagrams. Fabric to be chosen from the Silent Gliss fabric range, Price Group 1R / 2R / 3R.

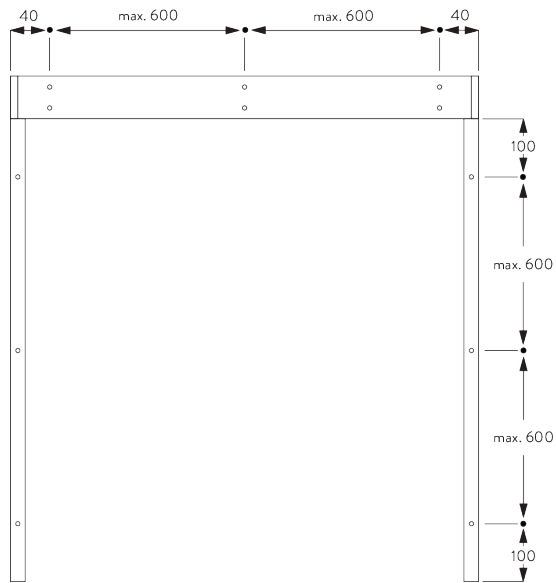
**Silent Gliss SG 4780 Electrically Operated Dim-Out Roller Blind System with SG Series 20 motors.** For blinds up to 3m wide by 3m drop, max 9sq. m. Supplied complete and made to measure comprising aluminium headbox SG 10998-9 (110mm), side profiles SG 11418 / SG 11419 and bottom hem bar SG 10993 in white or black powder coat finish as standard. Fabric edges retained by two component zip profile SG 11421. by mains switch (not supplied) or mains switching by third party control system or SG 0450 remote control system (wireless controls at extra cost). All wiring to be strictly in accordance with Silent Gliss wiring diagrams. Fabric to be chosen from the Silent Gliss fabric range, Price Group 1R / 2R / 3R.

# FITTING

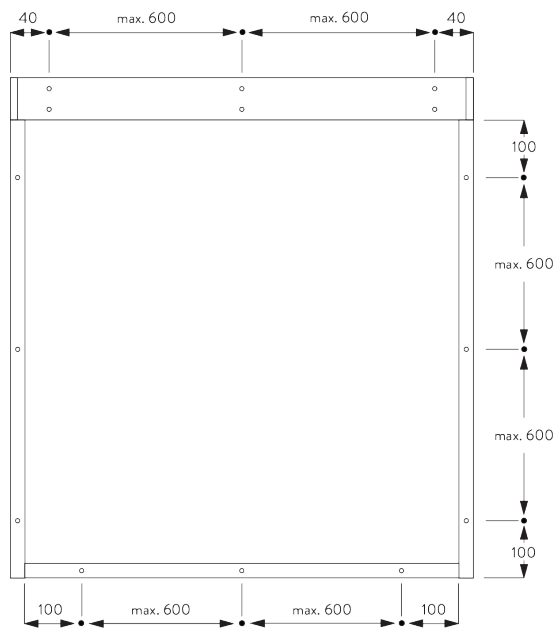
## A. FITTING INFORMATION

For detailed fitting information, visit the [Silent Gliss website](#).

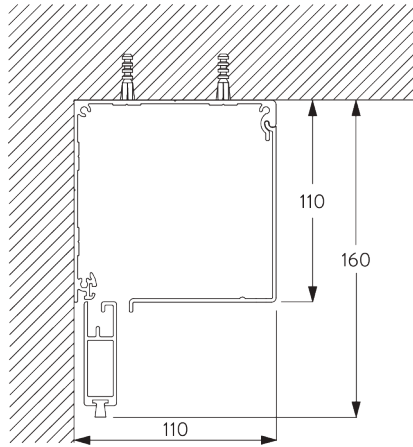
### Inside fitting - fixing points



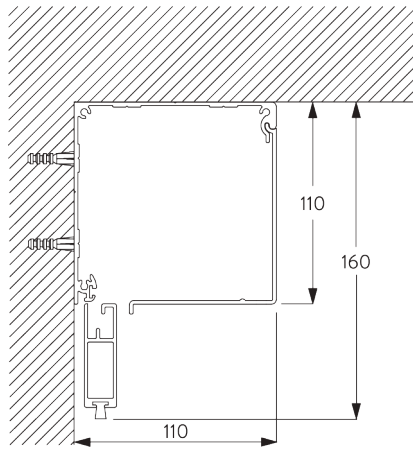
### Face fitting - fixing points



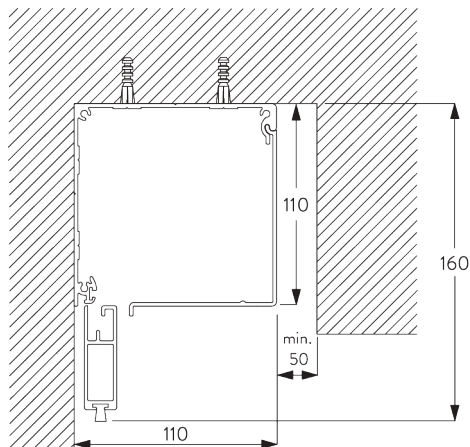
**B. CEILING FITTING**



**C. WALL FITTING**

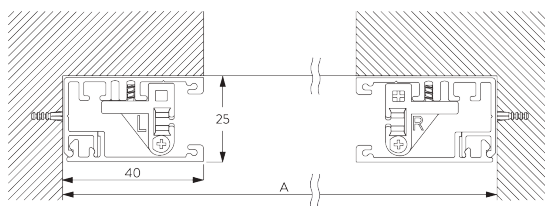


**D. RECESS FITTING**



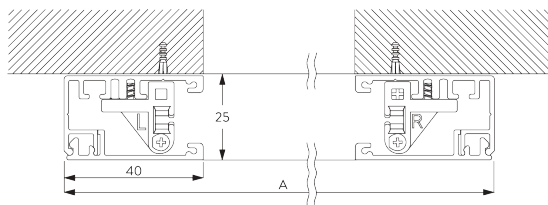
**E. SIDE PROFILES**  
**SG 11418 / SG 11419**

Inside fitting



A: System width

## Face fitting



A: System width

# MOTORS & CONTROLS

## A. MOTOR FEATURES

	50-Series	40-Series	20-Series
Motors	SG 11251	SG 11241 SG 11244	SG 10422 SG 10522

### Motor Features

Soft stop	●	●	●
Electronic end-stop	●	●	●
Electronic revolution counter (unlimited revolution)	●	●	●
Mechanical end-stop			
Mechanical revolution counter (limited revolution)			
Two intermediate positions possible		●	
Bottom bar alignment	●	●	
Noiseless stop			●
Parallel wiring possible without additional relays		●	●
Disconnectable motor cable	●	●	●
IP class	IP 30	IP 30	IP 44

### Control Features

Mains power control			●
Dry contact control		●	
Dry contact and / or SG Control L control		●	
SG Control L (built-in receiver)		●	
SG Control R (external receiver required)			●
Smart by Silent Gliss	●		
Suitable for most major home automation systems (with suitable interface)		●	●

## B. MOTOR SPECIFICATIONS

Motors	Min. system width	Voltage	Current	Frequency	Speed	Frequency receiver
<b>50-Series (Smart by Silent Gliss)</b>						
SG 11251	65 cm	24 V DC	1.5 A	n/a	32 rpm	n/a
<b>40-Series</b>						
SG 11241	87 cm	100-240 V AC	0.6 A	50-60 Hz	32 rpm	868 MHz
SG 11244	65 cm	24 V DC	1.5 A	n/a	32 rpm	868 MHz
<b>20-Series</b>						
SG 10422	65 cm	120 V AC	1.1 A	50 Hz	36 rpm	n/a
SG 10522 (standard)	65 cm	230 V AC	0.55 A	50 Hz	30 rpm	n/a

**C. OPERATING  
METHODS**

See catalogue "controls" for details.

Wall Switch



System can be operated by fixed wall switch.

SG Control L



Various radio hand-held and wall transmitters available.



Silent Gliss Move App.

SG Control R



Various radio hand-held and wall transmitters available.  
An external receiver is required.

Smart by Silent Gliss



Open designed two-way communication system which allows to flawlessly integrate products with most major home control systems.

**D. WIRING  
DIAGRAMS**



Refer to Silent Gliss website.

# GENERAL NOTES

## **Dimensions**

- Measurements are in mm except where indicated.
- Max. kg relates to fabric incl. accessories (bottom bars, etc.).

## **Fitting**

- Installation by qualified fitter only.
- Number of brackets and fitting positions / fixing points vary depending on fitting surface, system weight, fabric make-up, screw / fixing type and obstacles.
- Qualified fitter must use appropriate screws / fixings for each situation.
- Profile lip if applicable to be installed to room side.
- Electrical installations must be carried out according to Silent Gliss wiring diagrams and conform to local regulations.
- Check space for cables and plugs!

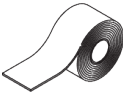


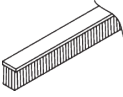

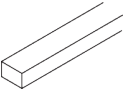
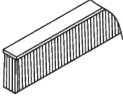
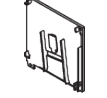



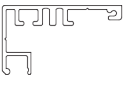
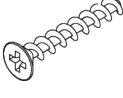


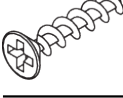
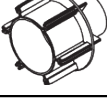
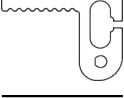
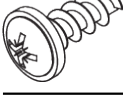
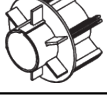

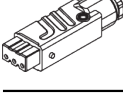
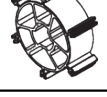


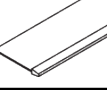
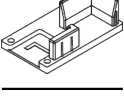

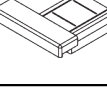
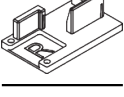

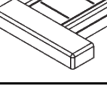
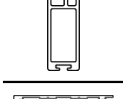
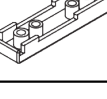
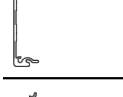
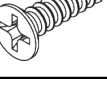


## **Child Safety**

- All relevant Silent Gliss systems correspond to child safety EN 13120.
- All parties involved must comply with EN 13120.

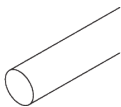
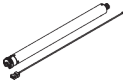


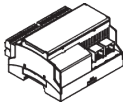

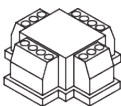
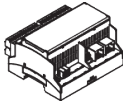
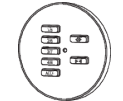
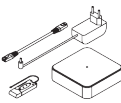
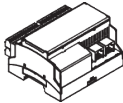

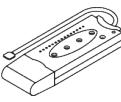
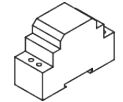
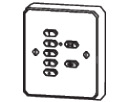
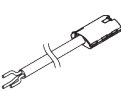
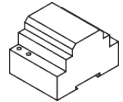
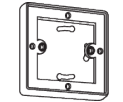
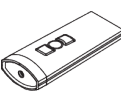
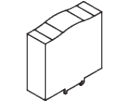
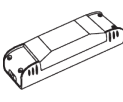

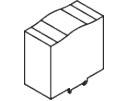
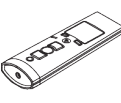


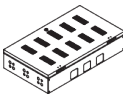
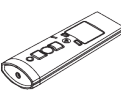
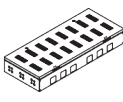
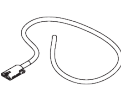
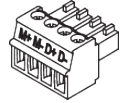

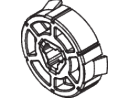

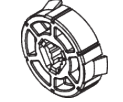


# PARTS

## A. STANDARD PARTS

	<b>SG 4226</b> Double tape 30 mm		<b>SG 11003</b> Tube ø 80 mm		<b>SG 11059</b> Pan head screw with flange M4x12
	<b>SG 4508</b> Brush 5x7 mm		<b>SG 11008</b> End cover left 110 mm		<b>SG 11060</b> Foam tape adhesive
	<b>SG 4509</b> Brush 5x12 mm		<b>SG 11009</b> End cover right 110 mm		<b>SG 11324</b> PT Screw Countersunk KA35x14
	<b>SG 6791</b> Pan head screw 3.9x32		<b>SG 11011</b> Clip		<b>SG 11418</b> Side guide case
	<b>SG 6933</b> PT Countersunk screw KA25x16		<b>SG 11013</b> Clip		<b>SG 11419</b> Side guide cover
	<b>SG 6936</b> PT Countersunk screw KA22x10		<b>SG 11020</b> Tube adapter		<b>SG 11421</b> Zip profile
	<b>SG 6942</b> Pan head screw KA30x8		<b>SG 11022</b> Tube adapter		<b>SG 11473</b> Zip guide left
	<b>SG 9917</b> Hirschmann portable socket-outlet STAK 3 N		<b>SG 11023</b> Motor drive 80 mm		<b>SG 11474</b> Zip guide right
	<b>SG 10284</b> O-Ring		<b>SG 11025</b> Zip		<b>SG 11475</b> Side guide end cover left
	<b>SG 10522</b> Motor 230V AC, 20-Series 3/30		<b>SG 11028</b> End cover left		<b>SG 11476</b> Side guide end cover right
	<b>SG 10668</b> PVC strip 10 mm		<b>SG 11029</b> End cover right		
	<b>SG 10993</b> Bottom bar		<b>SG 11030</b> Cover		
	<b>SG 10998</b> Box case 110 mm		<b>SG 11034</b> Countersunk head screw 3.5x16		
	<b>SG 10999</b> Box cover 110 mm		<b>SG 11035</b> Countersunk head screw 2.2x9.5		

## B. OPTIONAL PARTS

	<b>SG 4951</b> Bottom weight ø 8 mm		<b>SG 11251</b> Tubular motor 24V DC, 50-Series 3/32		<b>SG 11480</b> Radio wall transmitter 1 channel
	<b>SG 9916</b> Hirschmann plug set		<b>SG 11260</b> Smart controller gateway unit		<b>SG 11490</b> Radio wall transmitter 5+1 channel
	<b>SG 9959</b> Central control unit relay		<b>SG 11261</b> Smart controller gateway unit KNX		<b>SG 20336</b> Hand held transmitter 8 channel
	<b>SG 9960</b> Move server set		<b>SG 11262</b> Smart controller expansion unit		<b>SG 20913</b> Wall switch single channel
	<b>SG 9961</b> Move transmitter		<b>SG 11263</b> Power supply 24V DC, 2 Ampere DIN Rail		<b>SG 20914</b> Wall switch 8 channel
	<b>SG 10293</b> Cable 230V AC, 2/3/5/10 m		<b>SG 11264</b> Power supply 24V DC, 3.8 Ampere DIN Rail		<b>SG 20917</b> Pattress box
	<b>SG 10300</b> Radio hand held 1 channel		<b>SG 11265</b> Power supply 24V DC, 5 Ampere DIN Rail		<b>SG 20919</b> Control module motor type R
	<b>SG 10302</b> Radio hand held 5+1 channel		<b>SG 11266</b> Power supply 24V DC, 10 Ampere DIN Rail		
	<b>SG 10303</b> Radio hand held 10+2+1 channel		<b>SG 11281</b> Cabinet for 8 systems		
	<b>SG 10422</b> Tubular motor 120V AC, 20 Series 3/36, UL		<b>SG 11282</b> Cabinet for 24 systems		
	<b>SG 10804</b> Radio hand held 15+5+1 channel		<b>SG 11283</b> Cabinet for 56 systems		
	<b>SG 10851</b> 2 m cable UL certified incl. plug only for USA		<b>SG 11319</b> Plug 4-pin, MC 1.5/4-ST-3.81		
	<b>SG 11241</b> Tubular motor 100-240V AC, 40-Series 3/32, radio receiver		<b>SG 11362</b> Motor drive 10/20 Series		
	<b>SG 11244</b> Tubular motor 24V DC, 40 Series 3/32, radio receiver		<b>SG 11364</b> Motor drive 40/50-Series		



