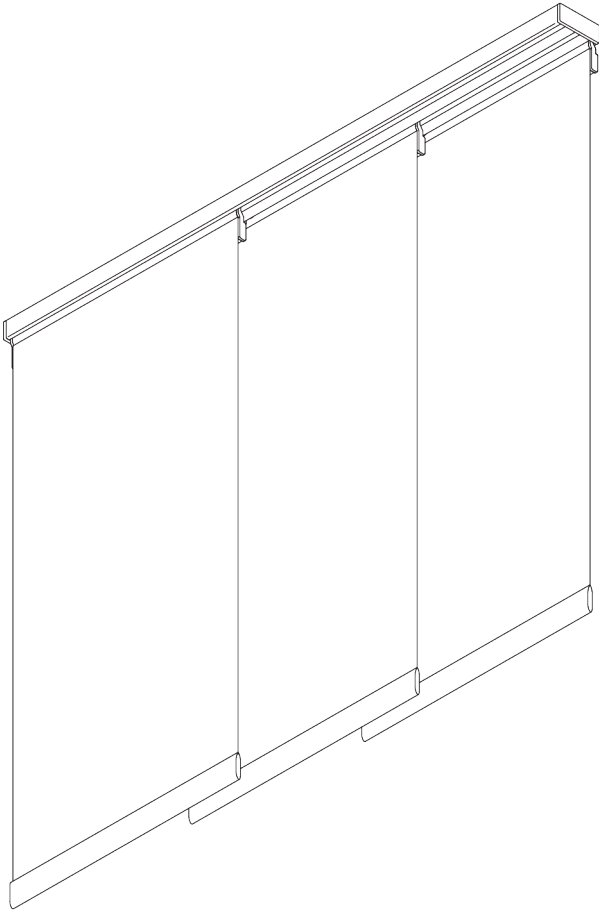


# SG 2700

---



## PRODUCT INFORMATION

- **Operation:** hand
- **Range:** S - L
- **Fitting:** ceiling, wall, recess
- **Colours:** white RAL 9016; special colours or anodised aluminum possible
- **Fabrics:** refer to Silent Gliss fabric collection

### **Features:**

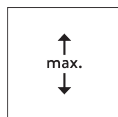
- 2-component (2C) roller technology
- Silent and smooth running
- Detachable fabric panels
- Aluminium carriers
- Free floating or connected panels

# SYSTEM SPECIFICATIONS

## A. SYSTEM DIMENSIONS



Panels free floating:  
unlimited  
Panels connected: 6 m



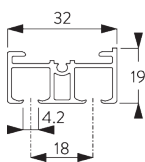
4 m



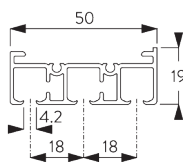
Max. 2 kg per m

## B. PROFILE

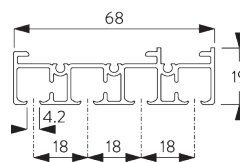
### Profile information



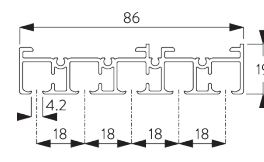
**SG 10122**  
Profile 2-channel



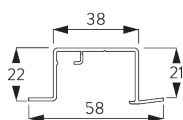
**SG 10123**  
Profile 3-channel



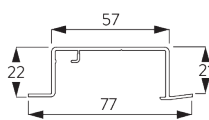
**SG 10124**  
Profile 4-channel



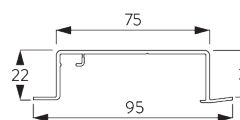
**SG 10125**  
Profile 5-channel



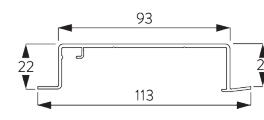
**SG 10172**  
Recess profile 2-channel



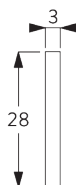
**SG 10173**  
Recess profile 3-channel



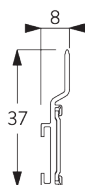
**SG 10174**  
Recess profile 4-channel



**SG 10175**  
Recess profile 5-channel

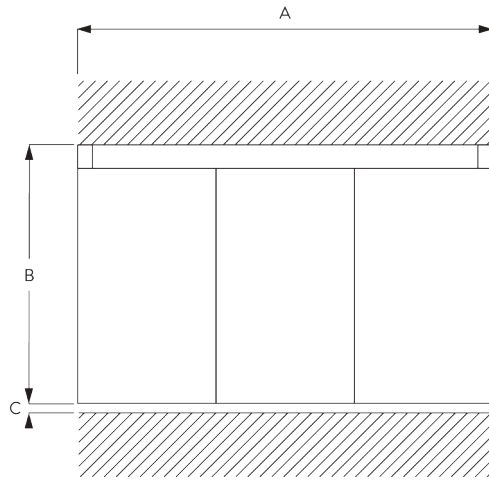


**SG 2006**  
Bottom bar 28x3 mm



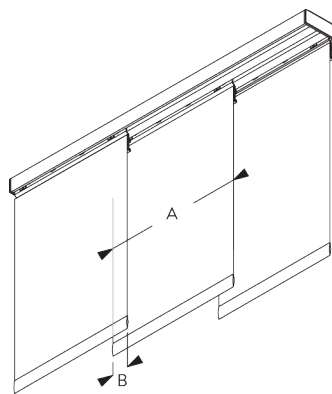
**SG 10230**  
Carrier alu

**C. HOW TO  
MEASURE**



A: System width  
B: System height  
C: Distance between floor and fabric

**Dimensions of Panels**



**Free floating:**

A: Recommended panel width: 500 - 1200

**Connected:**

A: Recommended panel width: 500 - 1200

B: Overlap: min. 50

**D. SPECIFICATION  
TEXT**

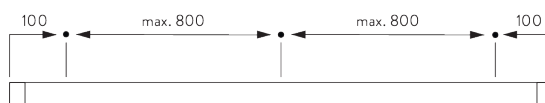
**Silent Gliss SG 2700 Hand Operated Panel Glide System.** Supplied made to measure and complete comprising profiles SG 10122 / SG 10123 / SG 10124 / SG 10125 as necessary with carriers SG 10230 with associated components and bottom weight SG 2006. Fabric panels stack right hand single / left hand single / pair / centre. Hand operated with panels unconnected / connected using draw rod SG 10430 / SG 10431 / SG 10432 / SG 10433 / SG 10434. Ceiling fixed using clamps SG 3003 / SG 3004 or brackets SG 10136 / SG 10137. Wall fix with Smart Fix brackets SG 11200-11204 / Square Smart Fix brackets SG 11210-11214 / Universal Smart Fix brackets SG 11154 -11156 with either SG 10136 or SG 10137 brackets. Recess fixed option with recess profile SG 10172 / SG 10173 / SG 10174 / SG 10175. Fabric to be chosen from Silent Gliss fabric collection, Price Group 1 / 2 / 3 / 4.

**FITTING**

**A. FITTING  
INFORMATION**

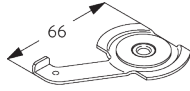
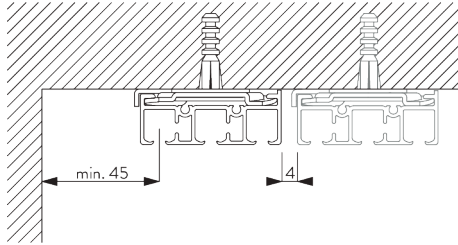
For detailed fitting information, visit the Silent Gliss website.

**Fixing points**

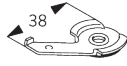


## B. CEILING FITTING

### Clamp SG 3003 / SG 3004



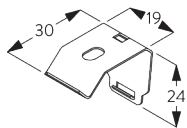
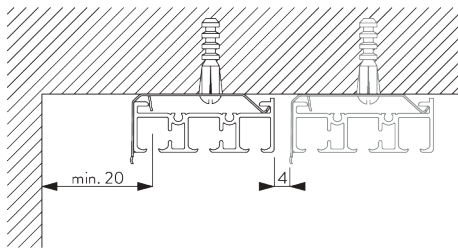
**SG 3003**  
Clamp



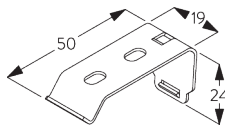
**SG 3004**  
Clamp

Clamp	SG 10122	SG 10123	SG 10124	SG 10125
SG 3004	X			
SG 3003		X	X	X

### Bracket SG 10136 / SG 10137



**SG 10136**  
Bracket

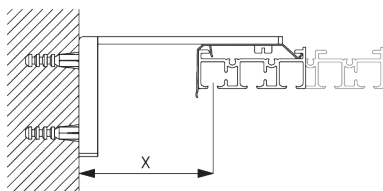


**SG 10137**  
Bracket

Bracket	SG 10122	SG 10123	SG 10124	SG 10125
SG 10136	X			
SG 10137		X	X	X

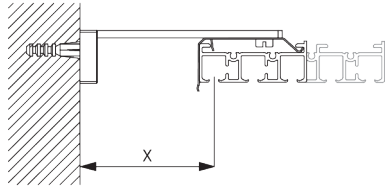
## C. WALL FITTING

### Smart Fix

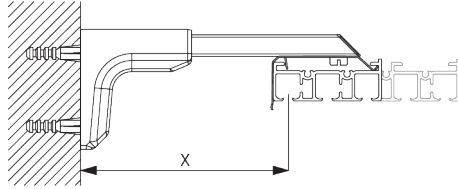


**Smart Fix SG 11200 - SG 11204:**  
Bracket SG 10136 for 2 channel profile.  
Bracket SG 10137 for more than 2 channel profiles.  
Screw SG 10395 (M4x6) needed.

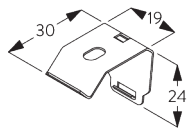
Smart Fix	X mm (SG 10122)	X mm (SG 10123)	X mm (SG 10124)	X mm (SG 10125)
SG 11200 / SG 11210	43	24	24	24
SG 11201 / SG 11211	63	44	44	44
SG 11202 / SG 11212	83	64	64	64
SG 11203 / SG 11213	103	84	84	84
SG 11204 / SG 11214	133	114	114	114
SG 11154	93-121	74-102	74-102	74-102
SG 11155	123-151	104-132	104-132	104-132
SG 11156	172-201	154-182	154-182	154-182



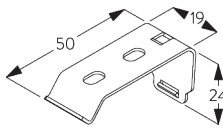
**Square Smart Fix SG 11210 - SG 11214:**  
 Bracket SG 10136 for 2 channel profile.  
 Bracket SG 10137 for more than 2 channel profiles.  
 Screw SG 10395 (M4x6) needed.



**Universal Smart Fix SG 11154 - SG 11156:**  
 Bracket SG 10136 for 2 channel profile.  
 Bracket SG 10137 for more than 2 channel profiles.  
 Screw SG 10492 (M4x8) needed.



**SG 10136**  
 Bracket



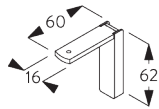
**SG 10137**  
 Bracket



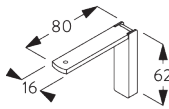
**SG 10395**  
 Pan head screw M4x6



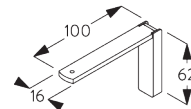
**SG 10492**  
 Pan head screw M4x8



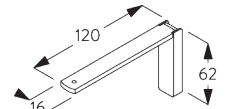
**SG 11200**  
 Smart Fix 60 mm



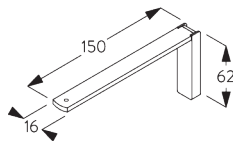
**SG 11201**  
 Smart Fix 80 mm



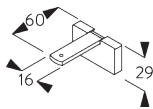
**SG 11202**  
 Smart Fix 100 mm



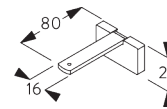
**SG 11203**  
 Smart Fix 120 mm



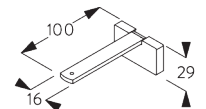
**SG 11204**  
 Smart Fix 150 mm



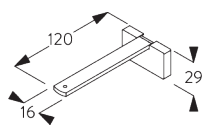
**SG 11210**  
 Square Smart Fix 60 mm



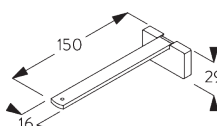
**SG 11211**  
 Square Smart Fix 80 mm



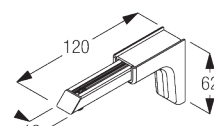
**SG 11212**  
 Square Smart Fix 100 mm



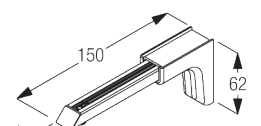
**SG 11213**  
 Square Smart Fix 120 mm



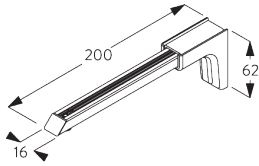
**SG 11214**  
 Square Smart Fix 150 mm



**SG 11154**  
 Universal Smart Fix 120 mm



**SG 11155**  
 Universal Smart Fix 150 mm

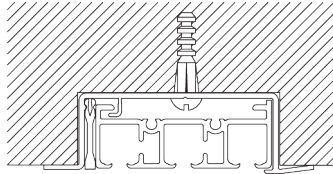


**SG 11156**

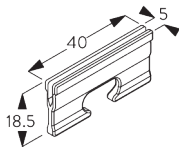
Universal Smart Fix 200 mm

**D. RECESS FITTING**

**Recess profiles  
SG 10172 - SG 10175**

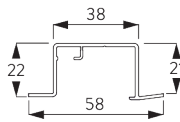


One wedge SG 10157 per fixing point.  
For detailed recess fitting, visit the Silent Gliss website.



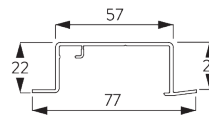
**SG 10157**

Wedge



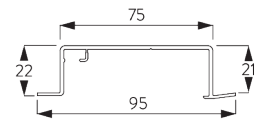
**SG 10172**

Recess profile 2-channel



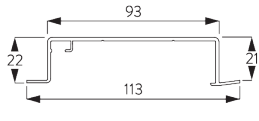
**SG 10173**

Recess profile 3-channel



**SG 10174**

Recess profile 4-channel

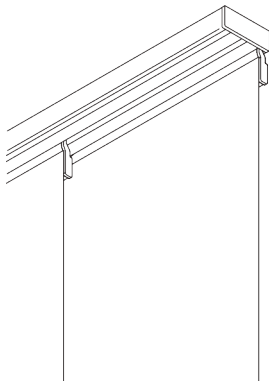


**SG 10175**

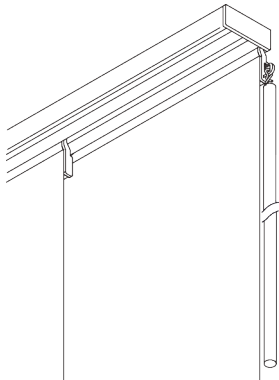
Recess profile 5-channel

# SYSTEM OPTIONS

**A. OPERATION**



Free floating (unconnected panels)



**B. PANEL STACKING  
(CONNECTED)**



Single stack  
Note: dot = fixed panel



Pair stack  
Note: dot = fixed panel

Other variations are possible.

# GENERAL NOTES

## **Dimensions**

- Measurements are in mm except where indicated.
- Max. kg relates to fabric incl. accessories.
- Stack size depends on panel width.
- Recommended distance floor / fabric: 20 mm.
- In order to determine system height (B), the smallest room height must be taken into account.

## **Fitting**

- Installation by qualified fitter only.
- Number of brackets and fitting positions / fixing points vary depending on fitting surface, system weight, fabric make-up, screw / fixing type and obstacles.
- Qualified fitter must use appropriate screws / fixings for each situation.
- Profile lip if applicable to be installed to room side.
- Electrical installations must be carried out according to Silent Gliss wiring diagrams and conform to local regulations.
- Check space for cables and plugs!


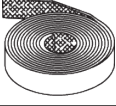
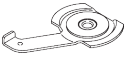

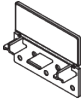





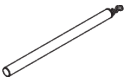
## **Child Safety**

- All relevant Silent Gliss systems correspond to child safety EN 13120.
- All parties involved must comply with EN 13120.


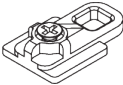

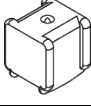
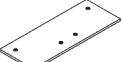
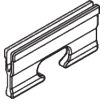

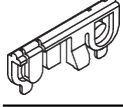

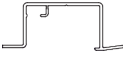


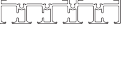

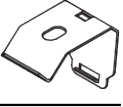

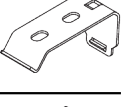

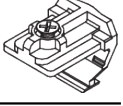
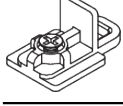
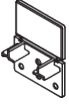

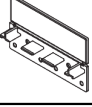

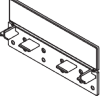
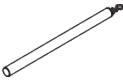
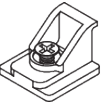
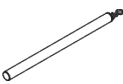


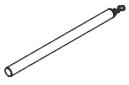
# PARTS

## A. STANDARD PARTS

	<b>SG 2006</b> Bottom bar 28x3 mm
	<b>SG 2539</b> Tape
	<b>SG 3003</b> Clamp
	<b>SG 10123</b> Profile 3-channel
	<b>SG 10143</b> Cover
	<b>SG 10159</b> Countersunk head screw 3.5x13
	<b>SG 10200</b> 2C roller
	<b>SG 10230</b> Carrier alu
	<b>SG 10252</b> End cover left
	<b>SG 10253</b> End cover right
	<b>SG 10432</b> Draw rod 100 cm


## B. OPTIONAL PARTS

	<b>SG 3004</b> Clamp		<b>SG 10148</b> Eyelet for draw rod
	<b>SG 3008</b> Connection bridge		<b>SG 10156</b> End stop
	<b>SG 6024</b> Connection bridge		<b>SG 10157</b> Wedge
	<b>SG 10074</b> Countersunk head screw M4x8		<b>SG 10158</b> Click glider
	<b>SG 10122</b> Profile 2-channel		<b>SG 10172</b> Recess profile 2-channel
	<b>SG 10124</b> Profile 4-channel		<b>SG 10173</b> Recess profile 3-channel
	<b>SG 10125</b> Profile 5-channel		<b>SG 10174</b> Recess profile 4-channel
	<b>SG 10136</b> Bracket		<b>SG 10175</b> Recess profile 5-channel
	<b>SG 10137</b> Bracket		<b>SG 10250</b> Carrier transparent
	<b>SG 10140</b> Angle		<b>SG 10340</b> Eyelet for draw rod
	<b>SG 10142</b> End cover		<b>SG 10395</b> Pan head screw M4x6
	<b>SG 10144</b> End cover		<b>SG 10430</b> Draw rod 50 cm
	<b>SG 10145</b> End cover		<b>SG 10431</b> Draw rod 75 cm
	<b>SG 10146</b> Angle		<b>SG 10433</b> Draw rod 125 cm



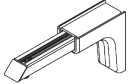
**SG 10434**

Draw rod 150 cm



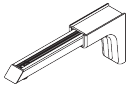
**SG 10492**

Pan head screw M4x8




**SG 11154**

Universal Smart Fix 120 mm



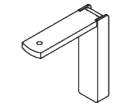
**SG 11155**

Universal Smart Fix 150 mm



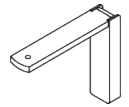
**SG 11156**

Universal Smart Fix 200 mm



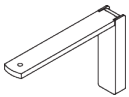
**SG 11200**

Smart Fix 60 mm



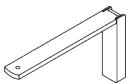
**SG 11201**

Smart Fix 80 mm



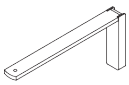
**SG 11202**

Smart Fix 100 mm



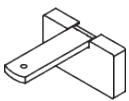
**SG 11203**

Smart Fix 120 mm



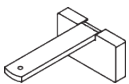
**SG 11204**

Smart Fix 150 mm



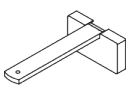
**SG 11210**

Square Smart Fix 60 mm



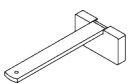
**SG 11211**

Square Smart Fix 80 mm



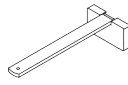
**SG 11212**

Square Smart Fix 100 mm



**SG 11213**

Square Smart Fix 120 mm



**SG 11214**

Square Smart Fix 150 mm



