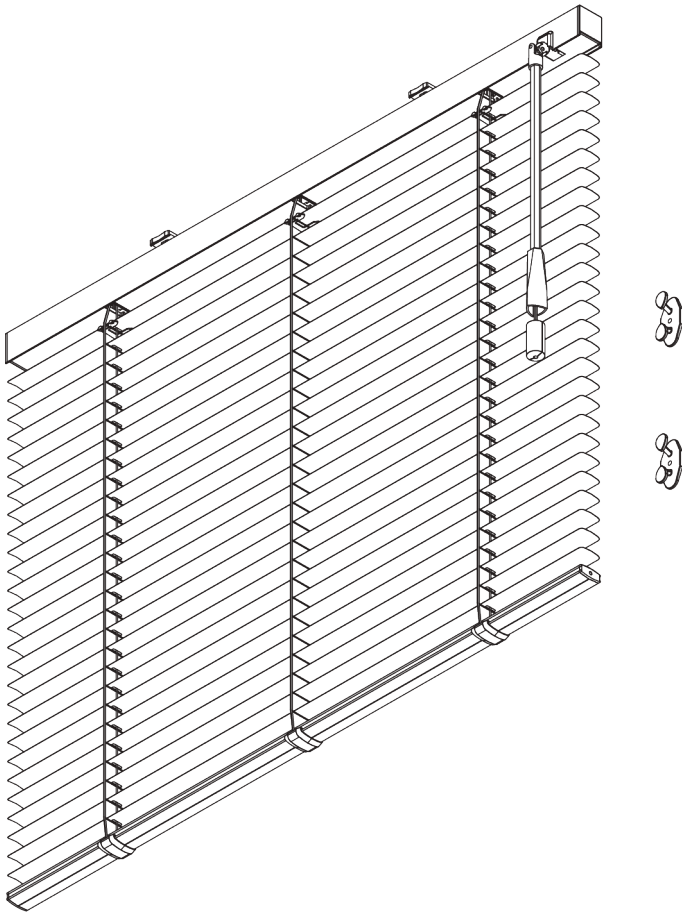



SG 8110



PRODUCT INFORMATION

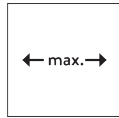
- **Operation** control wand
- **Range:** S - M
- **Fitting:** ceiling, wall
- **Colours:** refer to Silent Gliss slat collection

Features:

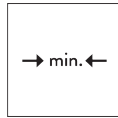
- Optimised light control
- Convenient turning of the slats using the control wand
- Multifunctional control wand
- Slat width: 25 mm (standard), 16 mm
- Privacy control (PC)

SYSTEM SPECIFICATIONS

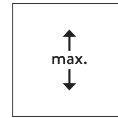
A. SYSTEM DIMENSIONS



25 mm slats: 3 m
16 mm slats: 2.5 m



28 cm

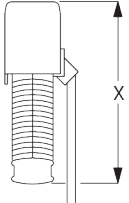




25 mm slats: 5 m
16 mm slats: 2.5 m



25 mm slats: 7 m²
16 mm slats: 5 m²

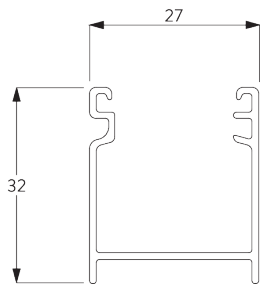
Slat stack heights

											
		50	100	150	200	250	300	350	400	450	500
25 mm (PC)	X	7	9	11	13	15	17	18	20	21	23
16 mm	X	7	9	11	13	15					

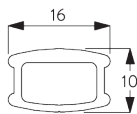
(cm)

B. PROFILE

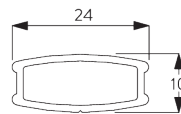
Profile information



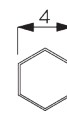
SG 10037
Profile



SG 8003
Bottom bar 16 mm

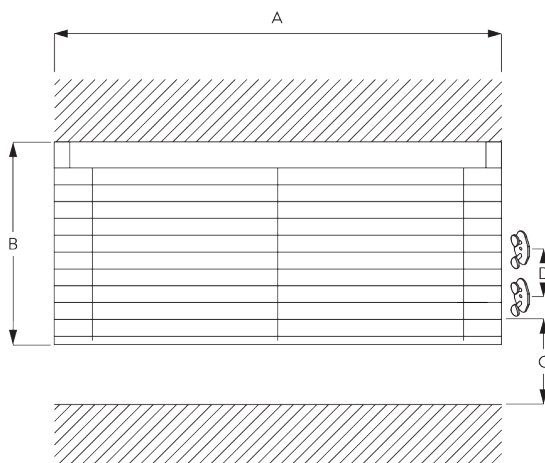


SG 8004
Bottom bar 24 mm



SG 8120
Shaft

C. HOW TO MEASURE



- A: System width
- B: System height
- C: Cleats SG 10742 min. 150 cm above floor
- D: 7 - 35 cm depending on system height

D. SPECIFICATION **TEXT**

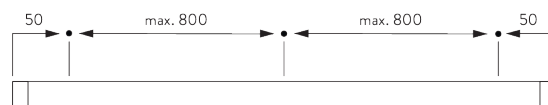
Silent Gliss SG 8110 / SG 8110PC Wand Operated Venetian Blind System. Supplied made to measure and complete comprising aluminium headrail SG 10037. Dual operation with control wand including breakaway cord connector which combines tilt/raise/lowering of slats, left or right-hand operation with various wand lengths available. Integrated brake ensures precise and controlled lowering. SG 8110PC version (25mm slats only) features concealed slat punching. System fixed with snap on brackets SG 10101 to ceiling / wall at 800-1000mm intervals plus one 50mm from each end. Optional side-guide wires available for sloped applications up to 15° incline from vertical. Compliant to Child Safety Legislation EN13120 when used in conjunction with cleats SG 10742 and break away cord connector SG 10748. Slat to be chosen from Silent Gliss 16mm or 25mm range, Price Group 1 / 2 / 3.

FITTING

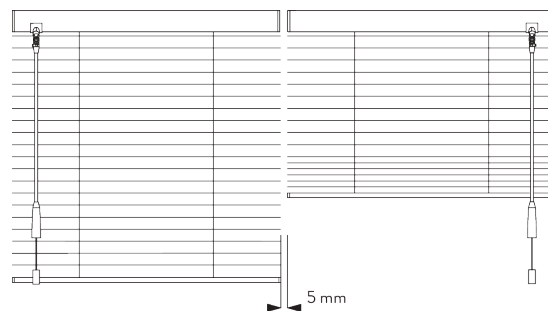
A. FITTING **INFORMATION**

For detailed fitting information, visit the Silent Gliss website.

Fixing points



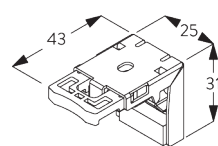
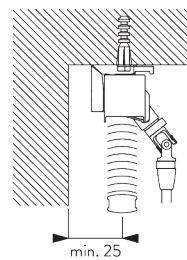
Side-by-side fitting



Min. distance: 5 mm

B. CEILING FITTING

Bracket SG 10101

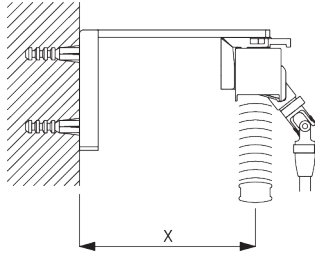


SG 10101

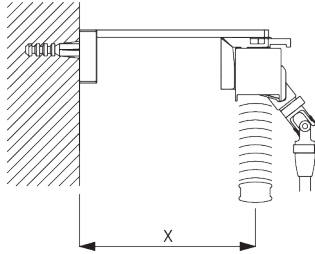
Bracket

C. WALL FITTING

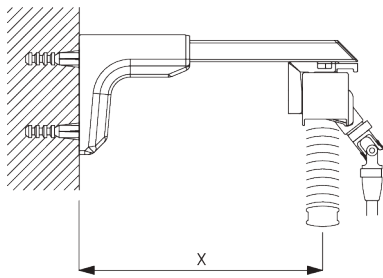
Smart Fix



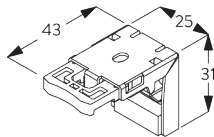
Smart Fix SG 11200 - SG 11201 and bracket SG 10101:
Screw SG 10395 (M4x6) needed.



Square Smart Fix SG 11210 - SG 11211 and bracket SG 10101:
Screw SG 10395 (M4x6) needed.



Universal Smart Fix SG 11154 - SG 11156 and bracket SG 10101:
Screw SG 10407 (M4x10) needed.



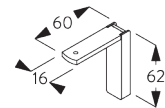
SG 10101
Bracket



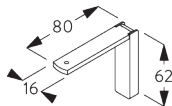
SG 10395
Pan head screw M4x6



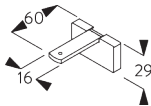
SG 10407
Pan head screw M4x10



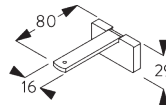
SG 11200
Smart Fix 60 mm



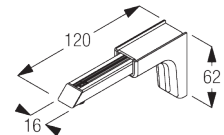
SG 11201
Smart Fix 80 mm



SG 11210
Square Smart Fix 60 mm

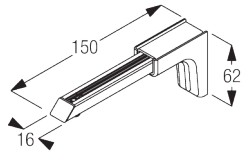


SG 11211
Square Smart Fix 80 mm

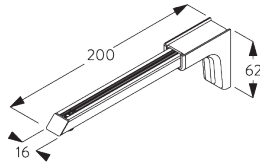


SG 11154
Universal Smart Fix 120 mm

Smart Fix	X mm
SG 11200 / SG 11210	57-59
SG 11201 / SG 11211	77-79
SG 11154	107-135
SG 11155	137-165
SG 11156	187-215

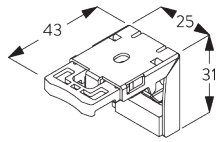
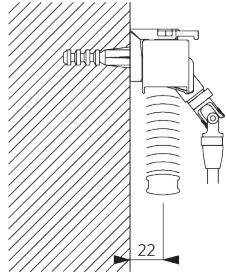


SG 11155
Universal Smart Fix 150 mm



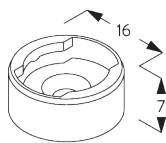
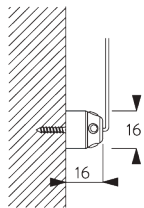
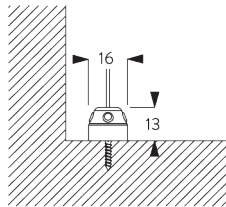
SG 11156
Universal Smart Fix 200 mm

Bracket SG 10101

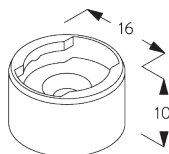


SG 10101
Bracket

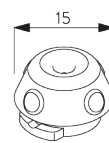
**D. FITTING WITH
SIDE GUIDE
OPTION**



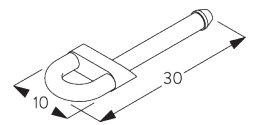
SG 8235
Side guide wire base short



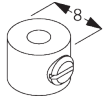
SG 8236
Side guide wire base long



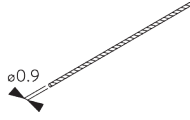
SG 8237
Side guide wire holder



SG 8241
Side guide eyelet



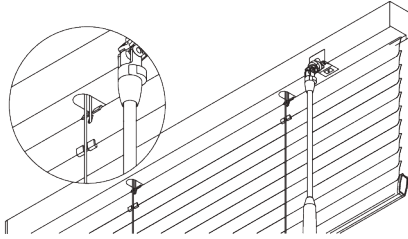
SG 8249
Side guide device



SG 10120
Side guide wire \varnothing 0.9 mm

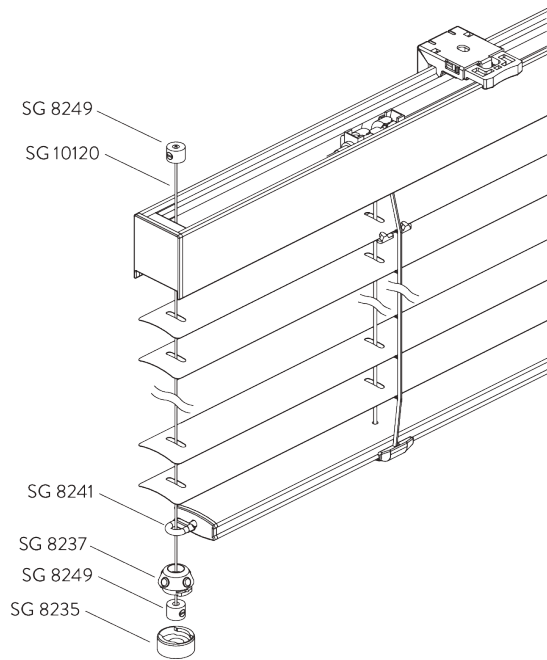
SYSTEM OPTIONS

A. PRIVACY CONTROL (PC)



To avoid direct light ingress when slats are closed.
For 25 mm slats only. Not applicable with side guides.

B. SIDE GUIDES



Additional parts:

- 2x SG 8235 Side guide wire base short
- 2x SG 8237 Side guide wire holder
- 2x SG 8241 Side guide eyelet
- 4x SG 8249 Side guide device
- 2x SG 10120 Side guide wire \varnothing 0.9 mm

Note:

- Up to 15° from vertical

GENERAL NOTES

Dimensions

- Measurements are in mm except where indicated.

Fitting

- Installation by qualified fitter only.
- Number of brackets and fitting positions / fixing points vary depending on fitting surface, system weight, slate type, screw / fixing type and obstacles.
- Qualified fitter must use appropriate screws / fixings for each situation.
- Profile lip if applicable to be installed to room side.
- Electrical installations must be carried out according to Silent Gliss wiring diagrams and conform to local regulations.
- Check space for cables and plugs!

Child Safety

- All relevant Silent Gliss systems correspond to child safety EN 13120.
- All parties involved must comply with EN 13120.

PARTS

A. STANDARD PARTS



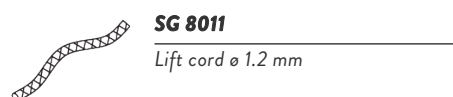
SG 8004

Bottom bar 24 mm



SG 8007

Slat 25 mm



SG 8011

Lift cord \varnothing 1.2 mm



SG 8013

Bottom clip 25 mm



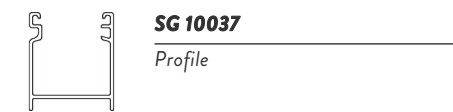
SG 8120

Shaft



SG 8239

End cover 25 mm



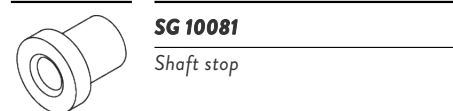
SG 10037

Profile



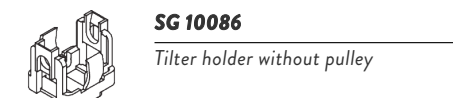
SG 10077

End cover



SG 10081

Shaft stop



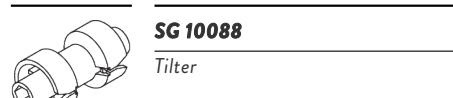
SG 10086

Tilter holder without pulley



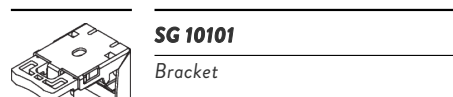
SG 10087

Tilter holder with pulley



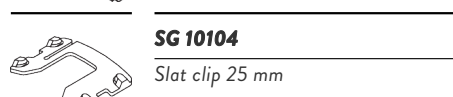
SG 10088

Tilter



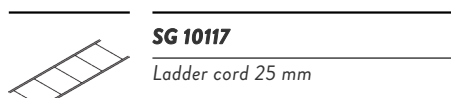
SG 10101

Bracket




SG 10104

Slat clip 25 mm




SG 10117

Ladder cord 25 mm



SG 10742

Child safety cord cleat




SG 10748

Child safety break away cord connector




SG 10898

Child safety cord bush



SG 11491

Gear box



SG 11492

Gear box cover



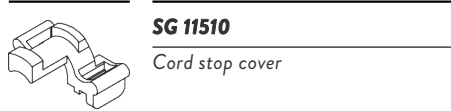
SG 11496

Control wand 680 mm




SG 11509

Cord stop



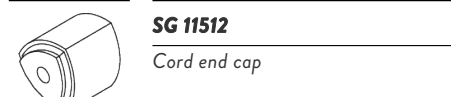
SG 11510

Cord stop cover



SG 11511

Tilter holder with pulley



SG 11512

Cord end cap

B. OPTIONAL PARTS



SG 8003

Bottom bar 16 mm




SG 8006

Slat 16 mm



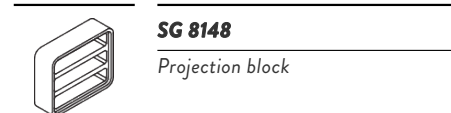
SG 8012

Bottom clip 16 mm



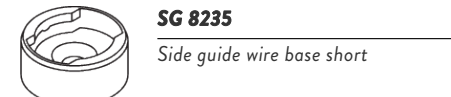
SG 8109

Slat clip 25 mm



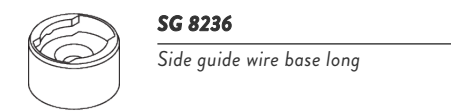
SG 8148

Projection block



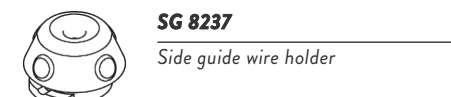
SG 8235

Side guide wire base short



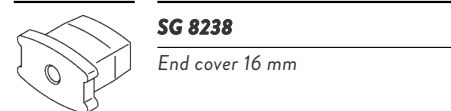
SG 8236

Side guide wire base long



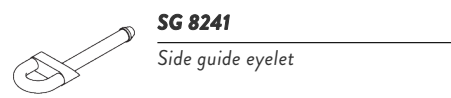
SG 8237

Side guide wire holder



SG 8238

End cover 16 mm



SG 8241

Side guide eyelet



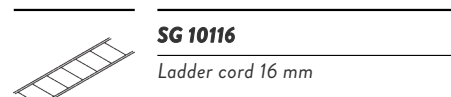
SG 8249

Side guide device



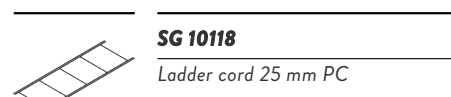
SG 10109

Slat clip 16 mm



SG 10116

Ladder cord 16 mm




SG 10118


Ladder cord 25 mm PC

**SG 10120**

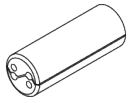
Side guide wire \varnothing 0.9 mm

**SG 10395**

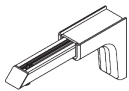
Pan head screw M4x6

**SG 10407**

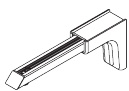
Pan head screw M4x10

**SG 10745**

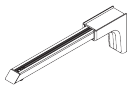
Child safety break away cord connector

**SG 11154**

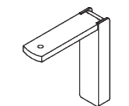
Universal Smart Fix 120 mm

**SG 11155**

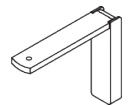
Universal Smart Fix 150 mm

**SG 11156**

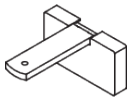
Universal Smart Fix 200 mm

**SG 11200**

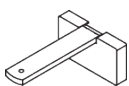
Smart Fix 60 mm

**SG 11201**

Smart Fix 80 mm

**SG 11210**

Square Smart Fix 60 mm

**SG 11211**

Square Smart Fix 80 mm

**SG 11494**

Control wand 320 mm

**SG 11495**

Control wand 480 mm

**SG 11497**

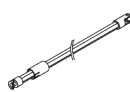
Control wand 880 mm

**SG 11498**

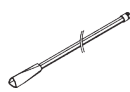
Control wand 1080 mm

**SG 11499**

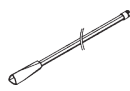
Control wand 1280 mm

**SG 11501**

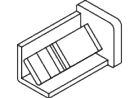
Extension 900 mm

**SG 11505**

Control wand for extension 580 mm

**SG 11506**

Control wand for extension 780 mm

**SG 11516**

Wedge

