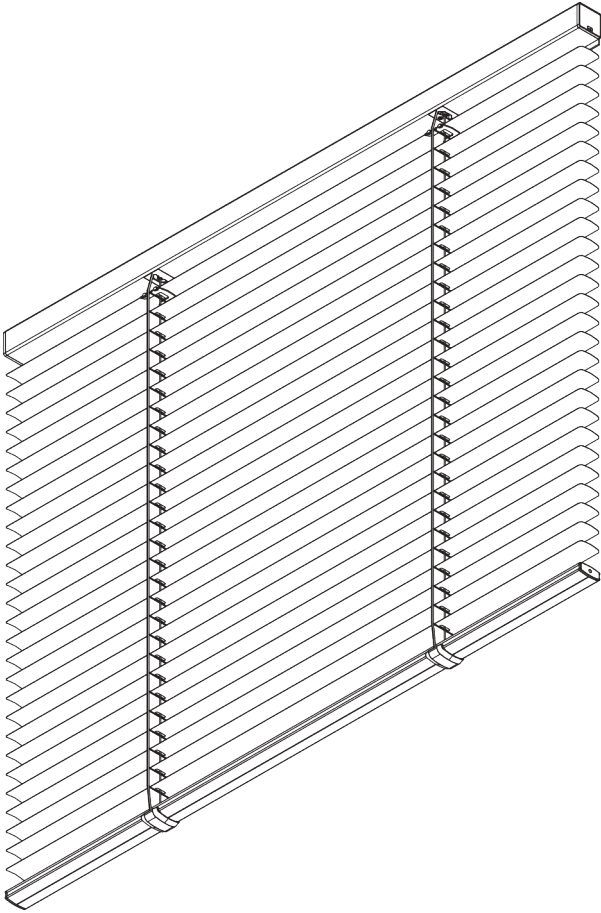
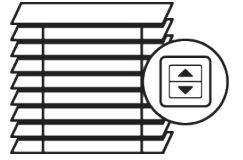


SG 8250



PRODUCT INFORMATION

- **Operation:** motorised
- **Range:** S - M
- **Fitting:** ceiling, wall
- **Colours:** refer to Silent Gliss slat collection

Features:

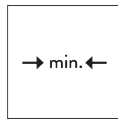
- Optimised light control
- Various control options
- Slat width: 25 mm (standard), 16 mm

SYSTEM SPECIFICATIONS

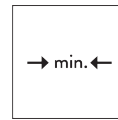
A. SYSTEM DIMENSIONS



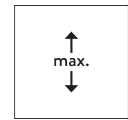
3 m



65 cm
(up to a height of 2 m)



80 cm
(up to a height of 3.4 m)



3.4 m



5 m²

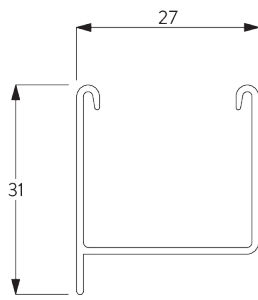
Slat stack heights

		50	100	150	200	250	300	340
16 / 25 mm	X	6	8	10	12	14	15	17

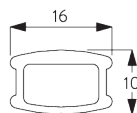
(cm)

B. PROFILE

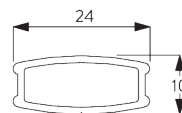
Profile information



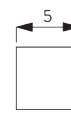
SG 8102
Profile



SG 8003
Bottom bar 16 mm

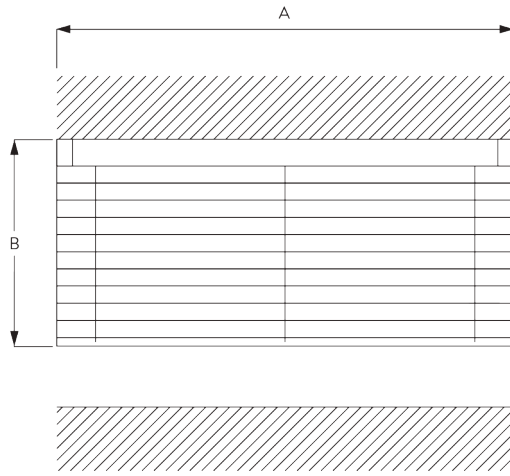


SG 8004
Bottom bar 24 mm



SG 8025
Shaft

**C. HOW TO
MEASURE**



A: System width
B: System height

**D. SPECIFICATION
TEXT**

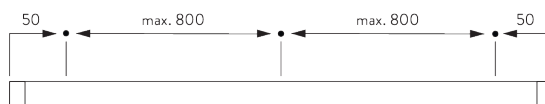
Silent Gliss SG 8250 Electrically Operated Venetian Blind System. Supplied made to measure and complete comprising aluminium headrail SG 8102 incorporating a flange to minimise light ingress at top of blind. Fixed to ceiling or wall with snap on brackets SG 8201 at 800-1000mm intervals plus one at 60mm from each end. Operation by integrated 24 V DC motor SG 8060 controlled by fixed switch / third party control system subject to suitable interface by others / radio control systems SG 9940 / SG 0450. All wireless controls at extra cost. Slat colour to be chosen from Silent Gliss 16/25mm range Price Group 1 / 2 / 3.

FITTING

**A. FITTING
INFORMATION**

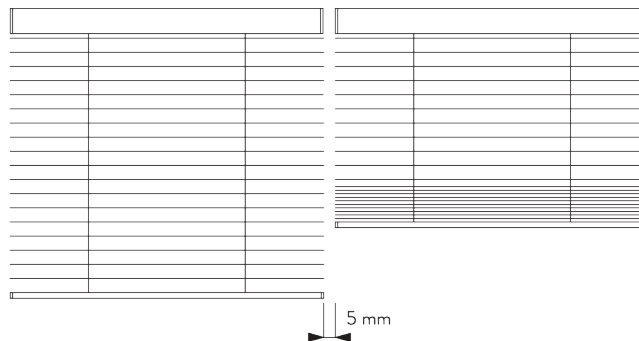
For detailed fitting information, visit the Silent Gliss website.

Fixing points



Note:
Never position the brackets SG 8201 on the take up reels.

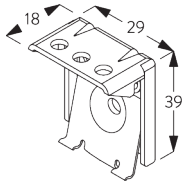
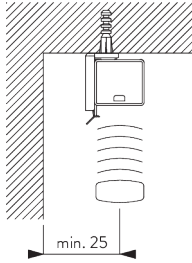
Side-by-side fitting



Min. distance: 5 mm

B. CEILING FITTING

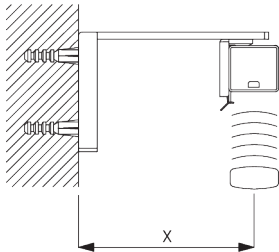
Bracket SG 8201



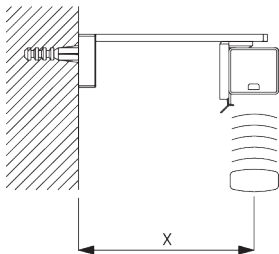
SG 8201
Bracket

C. WALL FITTING

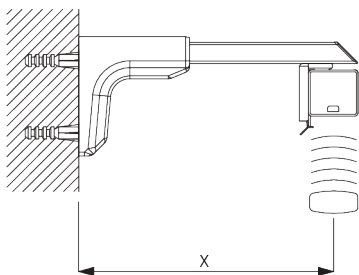
Smart Fix



Smart Fix SG 11200 - SG 11203 and bracket SG 8201:
Screw SG 10395 (M4x6) needed.

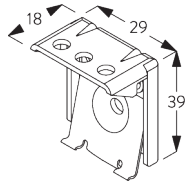


Square Smart Fix SG 11210 - SG 11213 and bracket SG 8201:
Screw SG 10395 (M4x6) needed.



Universal Smart Fix SG 11154 - SG 11156 and bracket SG 8201:
Screw SG 10407 (M4x10) needed.

Smart Fix	X mm
SG 11200 / SG 11210	57
SG 11201 / SG 11211	77
SG 11202 / SG 11212	97
SG 11203 / SG 11213	117
SG 11154	107-135
SG 11155	137-165
SG 11156	187-215



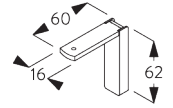
SG 8201
Bracket



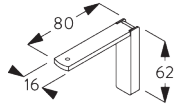
SG 10395
Pan head screw M4x6



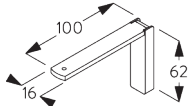
SG 10407
Pan head screw M4x10



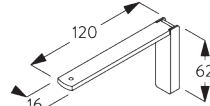
SG 11200
Smart Fix 60 mm



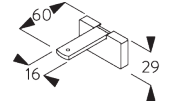
SG 11201
Smart Fix 80 mm



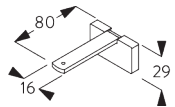
SG 11202
Smart Fix 100 mm



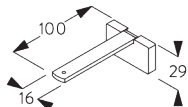
SG 11203
Smart Fix 120 mm



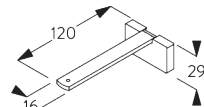
SG 11210
Square Smart Fix 60 mm



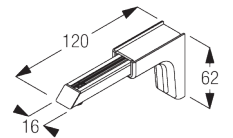
SG 11211
Square Smart Fix 80 mm



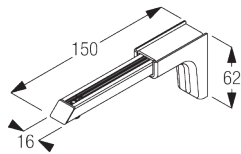
SG 11212
Square Smart Fix 100 mm



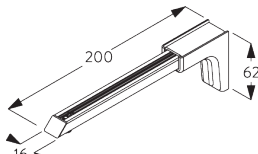
SG 11213
Square Smart Fix 120 mm



SG 11154
Universal Smart Fix 120 mm

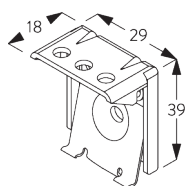
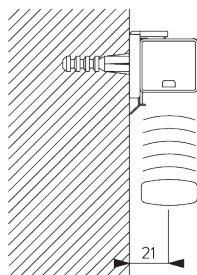


SG 11155
Universal Smart Fix 150 mm



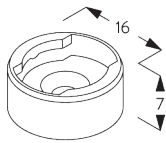
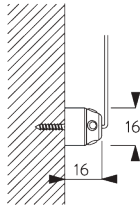
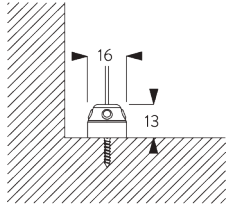
SG 11156
Universal Smart Fix 200 mm

Bracket SG 8201

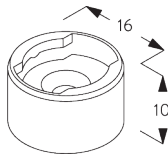


SG 8201
Bracket

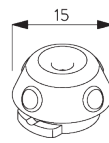
**D. FITTING WITH
SIDE GUIDE
OPTION**



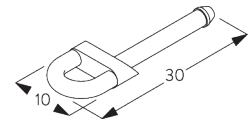
SG 8235
Side guide wire base short



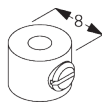
SG 8236
Side guide wire base long



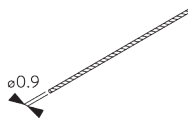
SG 8237
Side guide wire holder



SG 8241
Side guide eyelet



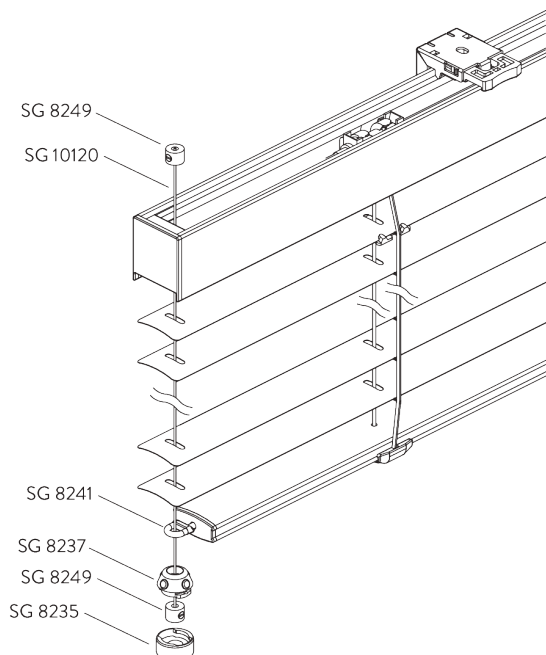
SG 8249
Side guide device



SG 10120
Side guide wire ø 0.9 mm

SYSTEM OPTIONS

A. SIDE GUIDES



Additional parts:

- 2x SG 8235 Side guide wire base short
- 2x SG 8237 Side guide wire holder
- 2x SG 8241 Side guide eyelet
- 4x SG 8249 Side guide device
- 2x SG 10120 Side guide wire ø 0.9 mm

Note:

- Up to 15° from vertical

MOTOR & CONTROLS

A. MOTOR FEATURES

Motor	SG 8060
Motor Features	
Mechanical end-stop	●
IP class	IP 20
Control Features	
SG Control L (external receiver required)	●
SG Control R (external receiver required)	●
Suitable for most major home automation systems (with suitable interface)	●

B. MOTOR SPECIFICATIONS

Motor	Voltage	Current	Speed
SG 8060	24 V DC	0.65 A	30 rpm

C. OPERATING METHODS

See catalogue "controls" for details.

Wall Switch



System can be operated by fixed wall switch.

SG Control L



Various radio hand-held and wall transmitters available. An external receiver is required.



Silent Gliss Move App.

SG Control R



Various radio hand-held and wall transmitters available. An external receiver is required.



GENERAL NOTES

Dimensions

- Measurements are in mm except where indicated.

Fitting







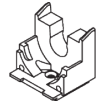
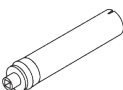
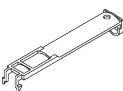
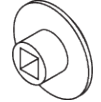
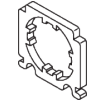

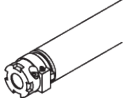
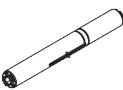
- Installation by qualified fitter only.
- Number of brackets and fitting positions / fixing points vary depending on fitting surface, system weight, slate type, screw / fixing type and obstacles.
- Qualified fitter must use appropriate screws / fixings for each situation.
- Profile lip if applicable to be installed to room side.
- Electrical installations must be carried out according to Silent Gliss wiring diagrams and conform to local regulations.
- Check space for cables and plugs!

Child Safety

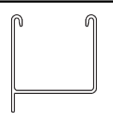
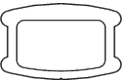
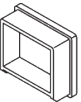



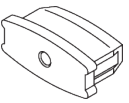
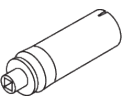
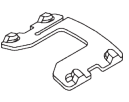
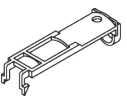
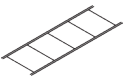



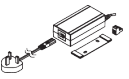
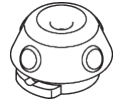
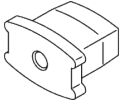
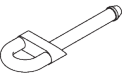
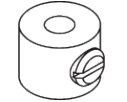
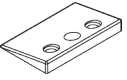
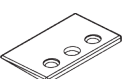
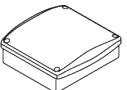
- All relevant Silent Gliss systems correspond to child safety EN 13120.
- All parties involved must comply with EN 13120.

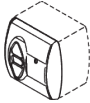
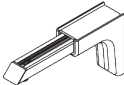
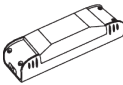
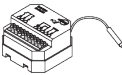
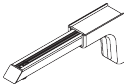


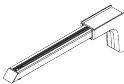

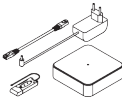
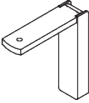
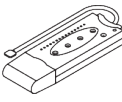
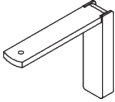
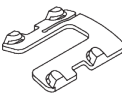
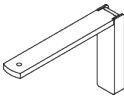
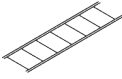
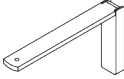

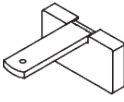

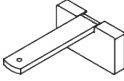

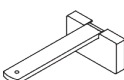

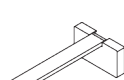
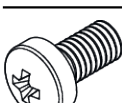
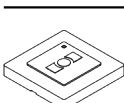

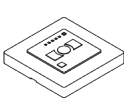


PARTS

A. STANDARD PARTS

	SG 8004 Bottom bar 24 mm
	SG 8007 Slat 25 mm
	SG 8013 Bottom clip 25 mm
	SG 8025 Shaft
	SG 8038 Shaft adaptor long
	SG 8039 Stop ring
	SG 8041 Bearing
	SG 8042 Cone long
	SG 8044 Cover long
	SG 8046 Ring
	SG 8047 Profile adaptor
	SG 8048 Shaft adaptor short
	SG 8049 End stop AMS 25
	SG 8060 Motor 24V DC, 0,8/40

B. OPTIONAL PARTS

	SG 8102 Profile		SG 8003 Bottom bar 16 mm
	SG 8106 End cover 25 mm		SG 8006 Slat 16 mm
	SG 8201 Bracket		SG 8012 Bottom clip 16 mm
	SG 8239 End cover 25 mm		SG 8043 Cone short
	SG 10104 Slat clip 25 mm		SG 8045 Cover short
	SG 10117 Ladder cord 25 mm		SG 8235 Side guide wire base short
	SG 10119 Lift cord ø 1.4 mm		SG 8236 Side guide wire base long
	SG 11425 Power supply 24V / 2A including cable with UK plug		SG 8237 Side guide wire holder
			SG 8238 End cover 16 mm
			SG 8241 Side guide eyelet
			SG 8249 Side guide device
			SG 8262 Spacer 10°
			SG 8263 Spacer 4°
			SG 9052 Transformer power supply 2.5

	SG 9065 Programmable switch		SG 11154 Universal Smart Fix 120 mm		SG 20907 Control module motor type R
	SG 9068 Radio receiver Revio		SG 11155 Universal Smart Fix 150 mm		SG 20913 Wall switch single channel
	SG 9947 Control unit DC 24V		SG 11156 Universal Smart Fix 200 mm		SG 20914 Wall switch 8 channel
	SG 9960 Move server set		SG 11200 Smart Fix 60 mm		
	SG 9961 Move transmitter		SG 11201 Smart Fix 80 mm		
	SG 10109 Slat clip 16 mm		SG 11202 Smart Fix 100 mm		
	SG 10116 Ladder cord 16 mm		SG 11203 Smart Fix 120 mm		
	SG 10120 Side guide wire ø 0.9 mm		SG 11210 Square Smart Fix 60 mm		
	SG 10300 Radio hand held 1 channel		SG 11211 Square Smart Fix 80 mm		
	SG 10302 Radio hand held 5+1 channel		SG 11212 Square Smart Fix 100 mm		
	SG 10303 Radio hand held 10+2+1 channel		SG 11213 Square Smart Fix 120 mm		
	SG 10395 Pan head screw M4x6		SG 11480 Radio wall transmitter 1 channel		
	SG 10407 Pan head screw M4x10		SG 11490 Radio wall transmitter 5+1 channel		
	SG 10804 Radio hand held 15+5+1 channel		SG 20336 Hand held transmitter 8 channel		

